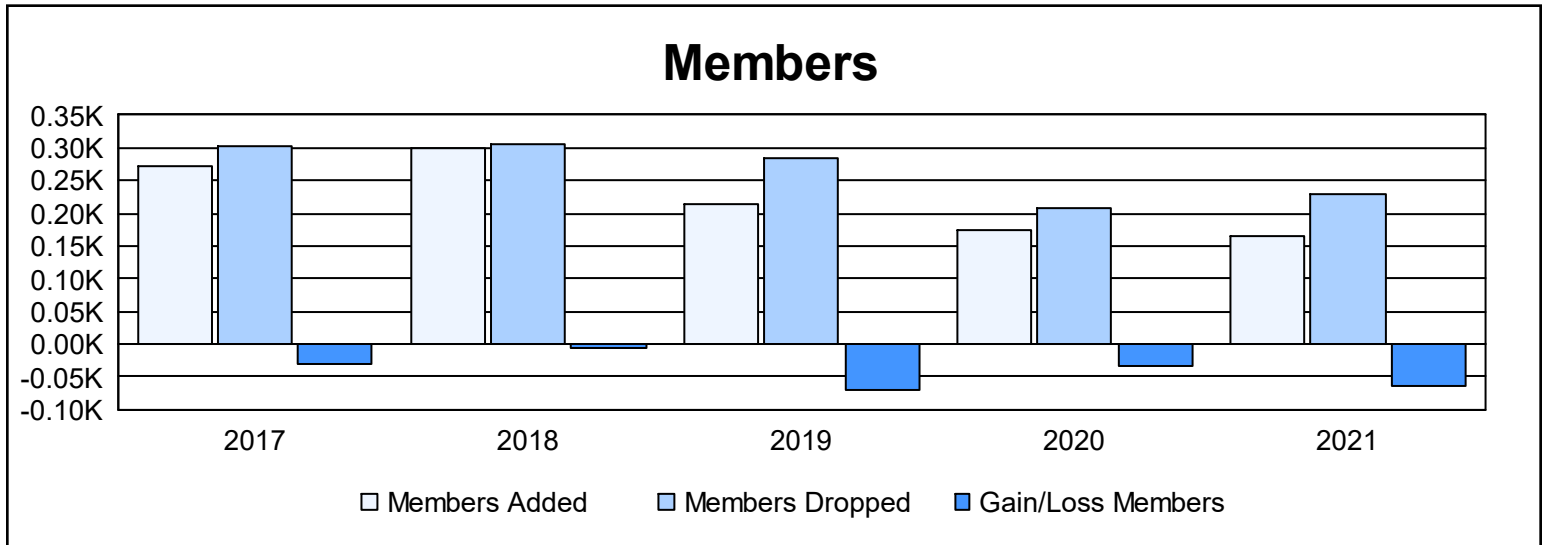
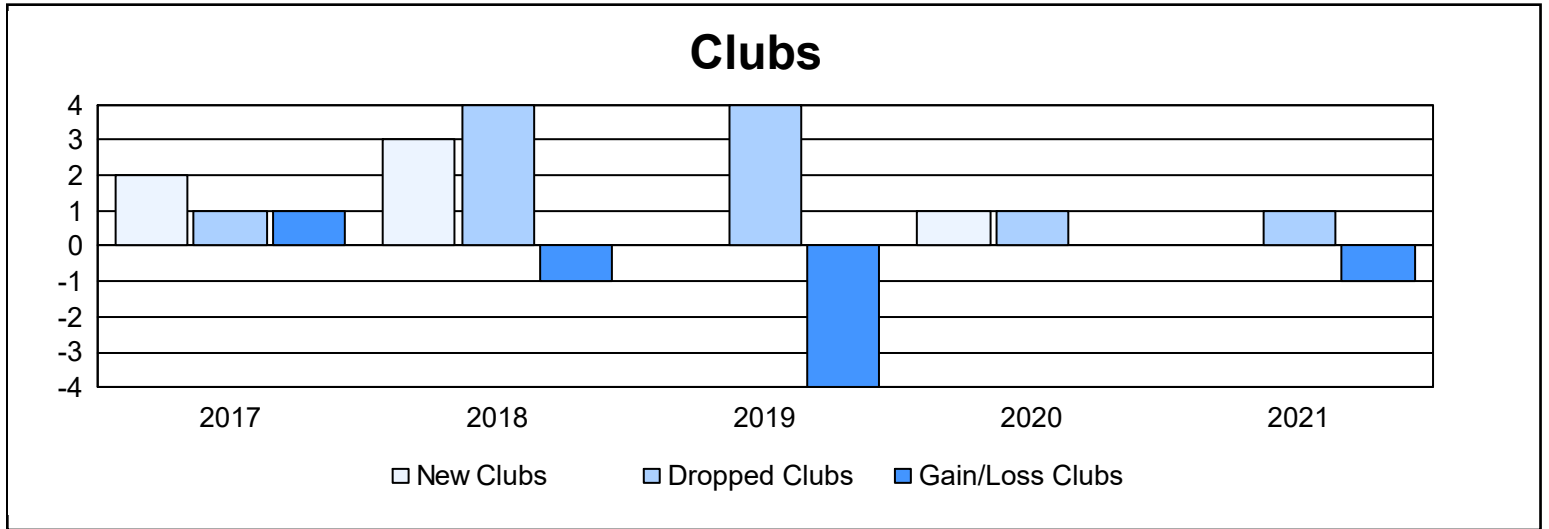
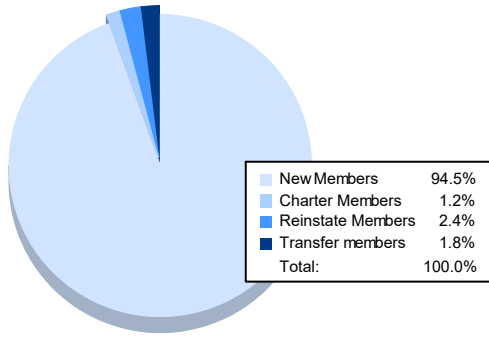


| Year | New Clubs | Dropped Clubs | Gain/ Loss Clubs | New Members | Charter Members | Reinstate Members | Transfer Members | Total Member Added | Total Members Dropped | Gain/ Loss Members |
|----------------|-----------|---------------|------------------|-------------|-----------------|-------------------|------------------|--------------------|-----------------------|--------------------|
| 2016-2017 | 2 | 1 | 1 | 206 | 50 | 10 | 6 | 272 | 301 | -29 |
| 2017-2018 | 3 | 4 | -1 | 199 | 87 | 5 | 9 | 300 | 307 | -7 |
| 2018-2019 | 0 | 4 | -4 | 188 | 0 | 9 | 16 | 213 | 284 | -71 |
| 2019-2020 | 1 | 1 | 0 | 140 | 20 | 5 | 10 | 175 | 208 | -33 |
| 2020-2021 | 0 | 1 | -1 | 156 | 2 | 4 | 3 | 165 | 228 | -63 |
| Average | 1 | 2 | -1 | 178 | 32 | 7 | 9 | 225 | 266 | -41 |



Membership Composition June 2021 Cumulative



Gender Composition June 2021 Cumulative

